

The Professional One-Stop Car Accessories Supplier Since 1992

www.anma.cn

***AUTO*ACCESSORIES**



Make Your Car Be Fashion

ANMA



CAR SEAT COVER

LEATHER.FABRIC.JACQUARD

INTERIOR ACCESSORIES


CAR SEAT COVERS



UNIVERSAL CAR SEAT COVERS

Cover: dot jacquard
Sides: single mesh
Lining: without lamination
Cover&sides: 2mm foam double laminated

103322-2	BLUE
103322-3	GREY
103322-4	RED



UNIVERSAL CAR SEAT COVERS

Cover: white/red jacquard
Sides: single mesh
Middle: foam cushion
Lining: without lamination
Cover&sides: 2mm foam double laminated

103323-2	RED
103323-3	GREY
103323-4	BLUE



INTERIOR ACCESSORIES

CAR SEAT COVERS



UNIVERSAL CAR SEAT COVERS

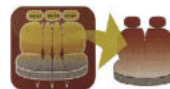
Cover: knitting jacquard

Sides: single mesh

Lining: without lamination

Cover&sides: 2mm foam double laminated

103324-2	PURPLE
103324-3	LIGHT GREY
103324-4	DARK GREY
103324-5	BEIGE



UNIVERSAL CAR SEAT COVERS

Cover: knitting jacquard

Sides: single mesh

Lining: without lamination

Cover&sides: 2mm foam double laminated

103325-3	DARK RED
103325-4	BLACK



INTERIOR ACCESSORIES

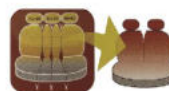
CAR SEAT COVERS



UNIVERSAL CAR SEAT COVERS

Cover: sandwich fabric
Sides: single mesh
Lining: without lamination
Cover&sides: 2mm foam double laminated

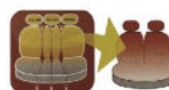
103333-1	BLUE
103333-2	YELLOW
103333-3	PINK
103333-5	GREY



UNIVERSAL CAR SEAT COVERS

Cover&sides: embroidered single mesh
Lining: without lamination
Cover&sides: 2mm foam double laminated

103335-1	BEIGE
103335-2	BLACK
103335-3	GREY



INTERIOR ACCESSORIES

CAR SEAT COVERS



UNIVERSAL CAR SEAT COVERS

Cover&sides: sandwich fabric
Lining: without lamination
Cover&sides: 2mm foam double laminated

103340-1	GREY
103340-2	BLUE
103340-4	RED



UNIVERSAL CAR SEAT COVERS

Cover: punching PVC
Sides: PVC
Lining: single mesh without lamination
Cover&sides: 2mm foam double laminated

103342-2	BEIGE
103343-1	BLACK
103343-3	GREY



INTERIOR ACCESSORIES

CAR SEAT COVERS



UNIVERSAL CAR SEAT COVERS

Cover: quilting PVC

Sides: PVC

Lining: single mesh without lamination

Cover&sides: 2mm foam double laminated

103344-1	BLAKC
103344-2	GREY
103344-4	BEIGE



UNIVERSAL CAR SEAT COVERS

Cover: horizontal pressed single mesh

Sides: single mesh

Lining: single mesh without lamination

Cover&sides: 2mm foam double laminated

103348-1	RED
103348-2	BLUE
103348-4	GREY



INTERIOR ACCESSORIES

PVC RUBBER CAR MAT



HEAVY DUTY PVC RUBBER CAR MAT

Car mat 3pcs
Weight: 6.5kg
Material: PVC
Front Size: 74.7*49cm
Rear Size: 154.5*43cm

102137	BLACK
102137	GREY
102137	BEIGE



PVC ALUMINUM CAR MAT

Car mat 4PCS(3.0kg), 5pcs(3.5kg)
Material: PVC+Aluminum
Front size: 70*45.5cm
Rear size: 42.5*45.5cm
middle size: 56*24.5cm

102138	BLACK	102138	GREEN
102138	RED	102138	CARBON
102138	BLUE	102138	SILVER



INTERIOR ACCESSORIES

VC RUBBER CAR MAT

ANMA®



PVC RUBBER CAR MAT

Car mat 4PCS(3.8kg), 5pcs(4.2kg)

Material: PVC

Front size: 69*47cm

Rear size: 47.7*46.7cm

middle size: 53.5*25cm

102137	BLACK
102137	GREY
102137	BROWN



PVC RUBBER CAR MAT

Car mat 4PCS(3.6kg), 5pcs(4.1kg)

Material: PVC

Front size: 72*42cm

Rear size: 44*42cm

middle size: 53.5*25cm

102140	BLACK
102140	GREY
102140	BEIGE



INTERIOR ACCESSORIES

PVC RUBBER CAR MAT

ANMA®



PVC RUBBER CAR MAT

Car mat 3pcs
Weight: 4.5kg
Material: PVC
Front size: 72*42.5cm
Rear size: 136*42cm

102141	BLACK
102141	GREY
102141	BEIGE



PVC RUBBER CAR MAT

Car mat 4PCS(5.0kg), 5pcs(5.4kg)
Material: PVC
Front Size: 78*50cm
Rear Size: 53*49.5cm
Middle Size: 53.5*25cm

102142	BLACK
102142	GREY
102142	BEIGE



INTERIOR ACCESSORIES

PVC RUBBER CAR MAT

ANMA®



PVC RUBBER CAR MAT

Car mat 3pcs
Weight: 4.8kg
Material: PVC
Front size: 76.5*48cm
Rear size: 148*40cm

102141	BLACK
102141	GREY
102141	BEIGE



PVC RUBBER CAR MAT

Car mat 4PCS(4.0kg), 5pcs(4.5kg)
Material: PVC
Front Size: 73*45cm
Rear Size: 46*45cm
Middle Size: 53.5*25cm

102142	BLACK
102142	GREY
102142	BEIGE



INTERIOR ACCESSORIES

CARPET CAR MAT


ANMA®



CARPET CAR MAT

4pcs/sets
Front:66x44cm
Rear:40x29.5cm
Carpet: 400g needle punch
Backing:PVC

102001	BLACK	102001	BLUE
102001	GREY	102001	PINK
102001	BEIGE	102001	GREEN



CARPET CAR MAT

4pcs/sets
Front:66x44cm
Rear:40*29.5cm
Carpet: 400g needle punch
Backing:PVC

102023	BLACK	102023	BLUE
102023	GREY	102023	PINK
102023	BEIGE	102023	GREEN



INTERIOR ACCESSORIES

CARPET CAR MAT



CARPET CAR MAT

4pcs/sets
Front:65x44cm
Rear:44x33cm
Carpet: 400g needle punch
Backing:PVC

102066	BLACK	102066	BLUE
102066	GREY	102066	PINK
102066	BEIGE	102066	GREEN



CARPET CAR MAT

4pcs/sets
Front:65x44cm
Rear:42x33cm
Carpet: 400g needle punch
Backing:PVC

102023	BLACK	102023	BLUE
102023	GREY	102023	PINK
102023	BEIGE	102023	GREEN





TPE CUSTOM FIT CAR MAT

1. Using high-precision 3D laser scanning tech, each car floor mat is custom-made for your vehicle with maximum accuracy and coverage, which can give full protection to both front and back of the footwell.

2. Designed to provide complete interior protection for your car, the unique textured channels and seamless raised edges of the mats can effectively prevent dirt, sand, mud, rain, snow and sewage to keep your car clean and pristine in all seasons

3. Made from non-toxic and odorless TPE material, the premium floor mats are safe and harmless to you and your family. With good touch and excellent wear-resistance, the tough floor mats can keep flexible even in extreme cold weather

4. Simply remove the mats from your vehicle, shake out and wipe with a wet towel. For deep clean, just rinse with water directly. Your car mats will look brand new soon.

5. Align and install quickly, the mats can grip the floor firmly without sliding around, which will make driving safer. Note: Please remove the old floor mats before installation.

INTERIOR ACCESSORIES

CUSTOM FIT CAR MAT



5D luxury Leather Car Floor Mats

Material: PU leather+Elasticity sponge+
Environmental XPE+Non slip bottom
Models: LHD and RHD size all have
Function: waterproof, dust-proof,
anti-pollution, fade, dirt, easy to clean

COLOR



INTERIOR ACCESSORIES

STEERING WHEEL COVER

ANMA®



GENUINE LEATHER STEERING WHEEL COVER

Material: Genuine Leather
Size: 38*8.5cm
White rubber ring (TPR)

105002	BLACK
105002	GREY
105002	BEIGE
105002	WHITE
105002	ORANGE
105002	RED

Genuine Leather



GENUINE LEATHER STEERING WHEEL COVER

Material: Genuine Leather
Size: 38*8.5cm
White rubber ring (TPR)

105011	BLACK
105011	GREY
105011	BEIGE
105011	WHITE
105011	ORANGE
105011	RED

Genuine Leather



GENUINE LEATHER STEERING WHEEL COVER

Material: Genuine Leather
Size: 38*8.5cm
White rubber ring (TPR)

105018	BLACK
105018	GREY
105018	BEIGE
105018	WHITE
105018	ORANGE
105018	RED

Genuine Leather



GENUINE LEATHER STEERING WHEEL COVER

Material: Genuine Leather
Size: 38*8.5cm
White rubber ring (TPR)

105025	BLACK
105025	GREY
105025	BEIGE
105025	WHITE
105025	ORANGE
105025	RED

Genuine Leather



INTERIOR ACCESSORIES

STEERING WHEEL COVER

ANMA®



LEATHER STEERING WHEEL COVER

Material: PU
Size:38*8.5cm
White rubber ring (TPR)

105037	BLACK
105037	GREY
105037	BEIGE
105037	WHITE
105037	BLUE
105037	RED



LEATHER STEERING WHEEL COVER

Material: PU
Size:38*8.5cm
White rubber ring (TPR)


105047	BLACK
105047	GREY
105047	BEIGE
105047	WHITE
105047	BLUE
105047	RED



LEATHER STEERING WHEEL COVER

Material: PU
Size:38*8.5cm
White rubber ring (TPR)

105054	BLACK
105054	GREY
105054	BEIGE
105054	WHITE
105054	BLUE
105054	RED



LEATHER STEERING WHEEL COVER

Material: PVC
Size:38*8.5cm
White rubber ring (TPR)

105056	BLACK
105056	GREY
105056	BEIGE
105056	WHITE
105056	BLUE
105056	RED



INTERIOR ACCESSORIES

STEERING WHEEL COVER

ANMA®



LEATHER STEERING WHEEL COVER

Material: PVC
Size: 38*8.5cm
White rubber ring (TPR)

105125	BLACK
105125	GREY
105125	BEIGE
105125	WHITE
105125	BLUE
105125	RED

PVC



LEATHER STEERING WHEEL COVER

Material: PU
Size: 38*8.5cm
White rubber ring (TPR)

105130	BLACK
105130	GREY
105130	BEIGE
105130	WHITE
105130	BLUE
105130	RED

PU



LEATHER STEERING WHEEL COVER

Material: PU
Size: 38*8.5cm
White rubber ring (TPR)

105138	BLACK
105138	GREY
105138	BEIGE
105138	WHITE
105138	BLUE
105138	RED

PU



LEATHER STEERING WHEEL COVER

Material: PU
Size: 38*8.5cm
White rubber ring (TPR)

105139	BLACK
105139	GREY
105139	BEIGE
105139	WHITE
105139	BLUE
105139	RED

PU



INTERIOR ACCESSORIES

CAR SUNSHADE



Nylon mesh



CAR WINDOW SOCKS

Material: Nylon mesh
60g/m²
2pcs/pair

Made from latest generation materials.
Easy fit onto any car

106001-1	SIZE:S 100*54CM
106001-2	SIZE:M 113*50CM
106001-3	SIZE:L 126*52CM



Nylon mesh



ROLLING SIDE SUNSHADE


Material: Nylon mesh
2pcs/pair

Made from latest generation materials.
Easy fit onto any car

106003	SIZE:40*45CM
--------	--------------



PE form



FRONT WINDOW SUNSHADE


Material: PE form
One face

Made from latest generation materials.
Easy fit onto any car

106004	SIZE:130*60CM
--------	---------------



Aluminum bubble



FRONT WINDOW SUNSHADE

Material: Aluminum bubble
Double face

Made from latest generation materials.
Easy fit onto any car

106031	SIZE:130*60CM
--------	---------------



INTERIOR ACCESSORIES

CAR SUNSHADE



PE bubble



FRONT WINDOW SUNSHADE

Material: PE bubble
Double face
Black
Made from latest generation materials.
Easy fit onto any car

106035 SIZE:150*70CM



170T




FRONT WINDOW SUNSHADE

Material: 170T
Double face
Made from latest generation materials.
Easy fit onto any car

106036 SIZE:142*67CM



Nylon mesh




SIDE WINDOW SUNSHADE

Material: Nylon mesh
2pcs/pair
Made from latest generation materials.
Easy fit onto any car

106053 SIZE:44*36CM



Nylon mesh



REAR WINDOW SUNSHADE

Material: Nylon mesh
Made from latest generation materials.
Easy fit onto any car

106078 SIZE:100*50CM



INTERIOR ACCESSORIES

CAR SUNSHADE



Nylon mesh



SIDE WINDOW SUNSHADE


Material: Nylon mesh
2pcs/pair

Made from latest generation materials.
Easy fit onto any car

106083 SIZE:65*38CM



PE form



SNOW SHADE

Material: PE form
One face

Made from latest generation materials.
Easy fit onto any car

106089 SIZE:200*70CM



170T



SNOW SHADE

Material: 170T
Double face

Made from latest generation materials.
Easy fit onto any car

106090 SIZE:200*70CM



INTERIOR ACCESSORIES

STEERING WHEEL LOCK

ANMA®



BASEBALL STEERING WHEEL LOCK

Aluminum alloy lock cylinder+
Cold Rolled Plate
Two keys included

113008

**STEERING
WHEEL**



STEERING WHEEL LOCK

Aluminum alloy lock head +
Tough Hardened Steel pipes
Two keys included.

113020

**STEERING
WHEEL**



STEERING WHEEL LOCK

hardened steel +Vinyl coating
Two keys included

113023

**STEERING
WHEEL**



STEERING WHEEL LOCK

hardened steel +Vinyl coating
Two keys included

113025

**STEERING
WHEEL**



INTERIOR ACCESSORIES

STEERING WHEEL LOCK

ANMA®



STEERING WHEEL LOCK

hardened steel +Vinyl coating
Two keys included

113030

**STEERING
WHEEL**



STEERING WHEEL / PEDAL LOCK

Aluminum alloy lock head +
Tough Hardened Steel pipes
Two keys included.

113036

**STEERING WHEEL
TO PEDAL**



STEERING WHEEL LOCK

hardened steel +Vinyl coating
Two keys included

113041

**STEERING
WHEEL**



TIRE LOCKS

Q195 Weather resistant steel
Two keys included

113059

**FOR
TIRE**



INTERIOR ACCESSORIES

TRUNK ORGANIZER

ANMA®



CAR TRUNK ORGANIZER

Trunk Organizer With Cover

Material: 1680D oxford

Size: 60x35x30cm

Color: Black, Grey, Red, Blue

110119-1	BLACK
110119-2	GREY
110119-3	RED
110119-4	BLUE



CAR TRUNK ORGANIZER

Material: 600D polyester

Size: 60x32x28cm

Color: Black, Grey, Red, Blue

110120-1	BLACK
110120-2	RED
110120-3	GREY
110120-4	BLUE



INTERIOR ACCESSORIES

TRUNK ORGANIZER

ANMA®



CAR TRUNK ORGANIZER

Material: 1680D oxford
Size: 94x37x32.5cm
Color: Black, Grey, Red, Blue

110125-1	BLACK
110125-2	GREY
110125-3	RED
110125-4	BLUE



CAR TRUNK ORGANIZER

Material: 1680D polyester
Size: 58x38x32 cm
Color: Black, Grey, Red, Blue

110120-1	BLACK
110120-2	RED
110120-3	GREY
110120-4	BLUE



INTERIOR ACCESSORIES

CAR BACK SEAT ORGANIZER

ANMA®



**OXFORD 600D
OXFORD 210D**

CAR BACK SEAT ORGANIZER

Oxford 600D
Oxford 210D
lining & PE foam
(2mm) Backpack mesh 160g/m²
PVC film (200)
Oxford 610D

110227



**OXFORD 600D
OXFORD 210D**

CAR BACK SEAT ORGANIZER

Oxford 600D Oxford 210D
lining & PE foam(2mm)
Backpack mesh 160g/m²
Oxford 610D

110228




**OXFORD 600D
OXFORD 210D**

CAR BACK SEAT ORGANIZER

Oxford 600D Oxford 210D
lining
Backpack mesh 160g/m²

110229



**OXFORD 600D
OXFORD 210D**

CAR BACK SEAT ORGANIZER

Oxford 600D Oxford 210D
lining
Backpack mesh 160g/m²

110230



INTERIOR ACCESSORIES

PHONE HOLDER

ANMA®



PHONE HOLDER

Material: PC/ABS
Size: 6.5*5.0*12cm
Clamp: Universal
Color: Transparent black/transparent white

111134



PHONE HOLDER

Material: ABS
Size: 9.0*5.5*9.8cm
Clamp: Universal
Color: Black/green

111135



PHONE HOLDER

Material: ABS
Size: 7.3*6.5*11.0
Clamp: Universal
Color: Black/green

111139



PHONE HOLDER

Material: ABS
Size: 8.5*8.5*16.2
Clamp: 8.5*8.5*16.2cm
Color: Black/gray/red/yellow/blue

4.25*7.75 INCH



PVC AND FLOCKING



AIR MATTRESS

1. Detachable design Special in the detachable design, you can integrate the car travel bed to enjoy a full-stretch on the backseat or pick up partial components of the car couch to enjoy a comfortable nap on the copilot seat.

2. Fast Inflation and deflation A matter of minutes of inflating or deflating with the air pump, our inflatable mattress can be used or folded quickly. Pump the inflatable bed and place it on your back seat.

Specifications

Material PVC and Flocking

Size after inflated: about 135x80x10cm



EXTERIOR ACCESSORIES

CAR TIRE STORAGE BAG

ANMA®



CAR TIRE STORAGE BAG

Material: 190T Polyester 55g

Size: 251x45cm

1pc 3.8cm Black PP belt+1pc adjustable buckle

2pcs belt +2pcs buckle

1 pc one bag




CAR TIRE STORAGE BAG

Material: 600D black Oxford 260g+170T

Silver Polyester 44g

Size: 245x49cm

Without logo



EXTERIOR ACCESSORIES

WINDOW VISOR

ANMA®



CUSTOM FIT

Features:

This window visor kit is designed for perfect protection for your car window, protect from sun, wind, rain, snow. Reduce fogging and keep rain out in the wet weather to make driving safer.

Easy installation with double side adhesive tape on the back, no drilling required. Made of premium quality material, water, UV and corrosion resistant.

Specification:

Material: Plastic

Color: Black

Package Size: 110 * 20 * 5cm / 43.31 * 7.87 * 1.97in

Package Weight: 450g / 15.87oz

Package List:

4 * Window Visor

PMMA



EUROPEAN STANDARD LICENSE PLATE FRAME

Material: Stainless Steel Cover+PP baseboard
Size: 534x128mm



205104



EUROPEAN STANDARD LICENSE PLATE FRAME

Material: ABS
Size: 9.0*5.5*9.8cm
Clamp: Universal
Color: Black/green



205105



EUROPEAN STANDARD LICENSE PLATE FRAME

Material: PP
Size: 530x133mm




205108



REAR LICENSE PLATE FRAME

Material: PP
Size: 290x200mm



205109



EXTERIOR ACCESSORIES

CAR COVER



ALL WATHER CAR COVERS
UNIVERSAL FIT
BREATHABLE MATERIAL
UV PROTECTED
WATERPROOF

Material: silver 170T polyester
Additional accessories: Mirror cover and reflective stripe

silver 170T polyester



ALL AROUND WEATHER PROTECTION



ALL WATHER CAR COVERS
UNIVERSAL FIT
BREATHABLE MATERIAL
UV PROTECTED
WATERPROOF

Material: 80g non-woven fabric
Without mirror cover and reflective stripe
Pack: oxford bag+color box

80g non-woven fabric



ALL AROUND WEATHER PROTECTION

CAR TYPE		SIZE	ART	LENGHT	WIDTH	HEIGHT
A	SEDAN	S	201002	406	165	120
B	SEDAN	M	201002	431	165	120
C	SEDAN	L	201002	483	178	120
D	SEDAN	XL	201002	533	178	120
E	SEDAN	XXL	201002	571	203	120
F	LC	LC	201002	520	178	150
G	GMC	GMC	201002	586	185	160
H	SUV	S	201002	406	178	145
I	SUV	M	201002	432	185	145
J	SUV	L	201002	483	196	145
K	SUV	XL	201002	533	196	150

CAR TYPE		SIZE	ART	LENGHT	WIDTH	HEIGHT
A	SEDAN	S	201004	406	165	120
B	SEDAN	M	201004	431	165	120
C	SEDAN	L	201004	483	178	120
D	SEDAN	XL	201004	533	178	120
E	SEDAN	XXL	201004	571	203	120
F	LC	LC	201004	520	178	150
G	GMC	GMC	201004	586	185	160
H	SUV	S	201004	406	178	145
I	SUV	M	201004	432	185	145
J	SUV	L	201004	483	196	145
K	SUV	XL	201004	533	196	150

EXTERIOR ACCESSORIES

CAR COVER



ALL WATHER CAR COVERS

UNIVERSAL FIT
BREATHABLE MATERIAL
UV PROTECTED
WATERPROOF

250g PVC+cotton

Material: 250g PVC+cotton

Additional accessories: Mirror cover and reflective stripe



ALL AROUND WEATHER PROTECTION



ALL WATHER CAR COVERS

UNIVERSAL FIT
BREATHABLE MATERIAL
UV PROTECTED
WATERPROOF

125g PEVA

Material: 125g PEVA

Additional accessories: Mirror cover and reflective stripe




ALL AROUND WEATHER PROTECTION

	CAR TYPE	SIZE	ART	LENGHT	WIDTH	HEIGHT
A	SEDAN	S	201006	406	165	120
B	SEDAN	M	201006	431	165	120
C	SEDAN	L	201006	483	178	120
D	SEDAN	XL	201006	533	178	120
E	SEDAN	XXL	201006	571	203	120
F	LC	LC	201006	520	178	150
G	GMC	GMC	201006	586	185	160
H	SUV	S	201006	406	178	145
I	SUV	M	201006	432	185	145
J	SUV	L	201006	483	196	145
K	SUV	XL	201006	533	196	150

	CAR TYPE	SIZE	ART	LENGHT	WIDTH	HEIGHT
A	SEDAN	S	201008	406	165	120
B	SEDAN	M	201008	431	165	120
C	SEDAN	L	201008	483	178	120
D	SEDAN	XL	201008	533	178	120
E	SEDAN	XXL	201008	571	203	120
F	LC	LC	201008	520	178	150
G	GMC	GMC	201008	586	185	160
H	SUV	S	201008	406	178	145
I	SUV	M	201008	432	185	145
J	SUV	L	201008	483	196	145
K	SUV	XL	201008	533	196	150

EXTERIOR ACCESSORIES

WIPER BLADE



STANDARD- METAL FRAME WIPER BLADE

High performance wiper
Heavy duty frame with 1.25mm thickness
Zinc Coating Steel Wire
AA Grade special long-lasting Graphite rubber compound
Universal fittings for easy to install



204005-1	11"/275MM	BLISTER
204005-2	12"/300MM	BLISTER
204005-3	13"/325MM	BLISTER
204005-4	14"/350MM	BLISTER
204005-5	15"/375MM	BLISTER
204005-6	16"/400MM	BLISTER
204005-7	17"/425MM	BLISTER
204005-8	18"/450MM	BLISTER
204005-9	19"/475MM	BLISTER
204005-10	20"/500MM	BLISTER
204005-11	21"/525MM	BLISTER
204005-12	22"/550MM	BLISTER
204005-13	24"/600MM	BLISTER
204005-14	26"/650MM	BLISTER
204005-15	28"/700MM	BLISTER



EXTERIOR ACCESSORIES

WIPER BLADE

ANMA®



STANDARD- METAL FRAME WIPER BLADE

High performance wiper
POM Durable plastic cover with built-in hardened steel frame
AA Grade special long-lasting Graphite rubber compound
Universal fittings for easy to install



204024-1	11"/275MM	BLISTER
204024-2	12"/300MM	BLISTER
204024-3	13"/325MM	BLISTER
204024-4	14"/350MM	BLISTER
204024-5	15"/375MM	BLISTER
204024-6	16"/400MM	BLISTER
204024-7	17"/425MM	BLISTER
204024-8	18"/450MM	BLISTER
204024-9	19"/475MM	BLISTER
204024-10	20"/500MM	BLISTER
204024-11	21"/525MM	BLISTER
204024-12	22"/550MM	BLISTER
204024-13	24"/600MM	BLISTER
204024-14	26"/650MM	BLISTER
204024-15	28"/700MM	BLISTER



SET OF HIGH-QUALITY WHEEL COVERS

Give a special look of your car. Advanced engineered ABS material (PP option). High gloss finish, Steel wire ring retention system. Expanding clamping rings ensure pressure on all fixing latches. Suitable for the majority of steel-made wheel rims.

4pcs



206027	Ø 12"
206027	Ø 13"
206027	Ø 14"
206027	Ø 15"
206027	Ø 16"



206042	Ø 12"
206042	Ø 13"
206042	Ø 14"
206042	Ø 15"
206042	Ø 16"



206045	Ø 12"
206045	Ø 13"
206045	Ø 14"
206045	Ø 15"
206045	Ø 16"



206051	Ø 12"
206051	Ø 13"
206051	Ø 14"
206051	Ø 15"
206051	Ø 16"

EXTERIOR ACCESSORIES

CAR WHEEL COVER

ANMA®



206056	Ø 12"
206056	Ø 13"
206056	Ø 14"
206056	Ø 15"
206056	Ø 16"



206120	Ø 12"
206120	Ø 13"
206120	Ø 14"
206120	Ø 15"
206120	Ø 16"



206122	Ø 12"
206122	Ø 13"
206122	Ø 14"
206122	Ø 15"
206122	Ø 16"



206127	Ø 12"
206127	Ø 13"
206127	Ø 14"
206127	Ø 15"
206127	Ø 16"



206166	Ø 12"
206166	Ø 13"
206166	Ø 14"
206166	Ø 15"
206166	Ø 16"



206169	Ø 12"
206169	Ø 13"
206169	Ø 14"
206169	Ø 15"
206169	Ø 16"

340005

**THERMOELECTRIC COOLER AND WARMER**

1. Power:DC 12V,AC 100V-240V
2. Volume:4 Litre
- 3.Power consumption: 48W \pm 10%
- 4.Cooling: Down to 3°C at 25°C ambient
5. Heating: 50-65°C by thermostat
6. Insulation:High density EPS
- 7.Equipped with long life brushless motor (30,000 hours)



RoHS

340012

**LED PARKING SENSOR**

1. Power:DC 12V,AC 100V-240V
2. Volume:8 Litre
- 3.Power consumption: 48W \pm 10%
- 4.Cooling: Down to 3°C at 25°C ambient
5. Heating: 50-65°C by thermostat
6. Insulation:High density EPS
- 7.With USB5V input and output
- 8.Equipped with long life brushless motor (30,000 hours)



RoHS

ELECTRICAL ACCESSORIES

CAR BATTERY CHARGER

ANMA[®]

307005



CAR BATTERY CHARGER

input: 220-240VAC 50/60HZ 108W

output: 6/12V 1.5/2/5.6A

Material: CCA wire+Eco-friendly plastic cover

Certificate: CE



307014



CAR TIRE STORAGE BAG

input: 230VAC 50HZ 51W

output: 12VDC 2.8A

Material: CCA wire+ Eco-friendly plastic cover

CERTIFICATE: CE



**314001****CAR ALARM**

One-way, 433.92 MHz
 Suitable for the South American market
 Neutral packing, instructions in English / Spanish

**314002****CAR ALARM**

One-way, 433.92 MHz
 Suitable for the South American market
 Neutral packing, instructions in English / Spanish

**314010****KEYLESS ACCESS TO THE SYSTEM**

Remote switch lock
 Direction of the light
 Find the car
 Electric/start middle control lock
 Remote control programming

**314019****LONG DISTANCE REMOTE CONTROL
CENTRAL LOCK**

Remote in arm / disarm
 Remote trunk release
 Central lock built-in
 Rising power window
 Central door lock automatically
 Long distance remote controller
 up to 150 meter



316012

LCD PARKING SENSOR

LCD display
 Alarm by four-step Bibi sound
 4 sensors
 Rated voltage:12DCV
 Power cost:Max 0.5W
 Respond distance:0.3m—2.0m
 Alarm distance:0m—2.0m
 Sensor diameter:18mm
 Install mode:drill
 Sensor angle:X、Y、60°C
 Work temperature:-30°C---+80°C
 Alarm volume:65dB
 Alarm frequency:1.6-2.0m:0.5 HZ (slowness) ;
 1.1-1.5m :1 HZ (slowness) ;
 0.6-1.0m:3 HZ (commonly) ; 0-0.4m :BI-----



316004

LED PARKING SENSOR

Voltage:9DCV—15DCV
 Rated voltage:12DCV
 Power cost:Max 0.5W
 Respond distance:0.3m—2.0m
 Alarm distance:0m—2.0m
 Display mode:Led display
 Sensor diameter:18mm
 Install mode:drill
 Sensor angle:X、Y、60°C
 Work temperature:-30°C---+80°C
 Alarm type:Buzzer (Bi Bi...)
 Alarm volume:65dB
 Alarm frequency:1.6-2.0m:0.5 HZ (slowness) ;
 1.1-1.5m :1 HZ (slowness) ;
 0.6-1.0m:3 HZ (commonly) ; 0-0.4m :BI-----



ELECTRICAL ACCESSORIES

AIR COMPRESSOR

ANMA®



AIR COMPRESSOR

Inflate ordinary car type in 3min (>30PSI)
12 MONTHS WARRANTY
Power supply:DC12V/24V
Rated current :14A
Cylinder diameter:30mm
Max pressure :100PSI
Max duty cycle :40minutes
Air hose:1m
Cord :3m
size: 200*165*175mm

30MM Cylinder



AIR COMPRESSOR

Inflate ordinary car type in 3min (>30PSI)
12 MONTHS WARRANTY
Power supply:DC12V
Rated current :25A
Cylinder diameter:2*30mm
Max pressure :150PSI
Max duty cycle :40minutes
Air hose:0.25m*2 air hose,5m PU hose
Cord :3m

2*30MM Cylinder



AIR COMPRESSOR

Inflate ordinary car type in 3min (>30PSI)
12 MONTHS WARRANTY
Power supply:DC12V/24V
Rated current :14A
Cylinder diameter:30mm
Max pressure :100PSI
Max duty cycle :40minutes
Air hose:2m PU hose or 0.8 air hose
Cord :3m
size: 170*80*140mm

30MM Cylinder



ELECTRICAL ACCESSORIES

AIR COMPRESSOR

ANMA®



AIR COMPRESSOR

Inflate ordinary car type in 3min (>30PSI)
12 MONTHS WARRANTY
Power supply:DC12V/24V
Rated current :45A
Cylinder diameter:60mm
Max pressure :150PSI
Max duty cycle :40minutes
Air hose:0.4m hose +7m PA hose
Cord :2m


60MM Cylinder



AIR COMPRESSOR

Cylinder: 16mm
50cm air hose
3m cord with cigarette lighter plug
Pressure gauge: 100-300psi for options
Accessories: 2 nozzle adapters and 1 sports needle

16MM Cylinder



AIR COMPRESSOR

Cylinder: 19mm
59cm air hose with on-off switch
3m cord with cigarette lighter plug
Pressure gauge: 250psi
Accessories: 2 nozzle adapters and 1 sports needle
Instruction

19MM Cylinder

12V
STANDARD
**CAR VACUUM CLEANER**

- * DC 12V 60W
- * Power Suction:1800Pa
- * Noise:75DB Tank Capacity:300ml
- * Power Cord: 10FT cord with cigarette lighter plug
- * With strong Dry suction.
- * Different Colors available.
- * Product Size:28*9*11CM


12V
STANDARD
**CAR VACUUM CLEANER**

- * DC 12V 90W
- * Power Suction:2500Pa
- * Noise:75DB Tank Capacity:3L
- * Power Cord: 10FT cord with cigarette lighter plug
- * With strong Dry/Wet suction.
- * Different Colors available.
- * Product Size:24*24*21CM


12V
STANDARD
**CAR VACUUM CLEANER**

- * DC 12V 100W
- * Power Suction:3000Pa
- * Noise:75DB ; Tank Capacity:300ml; With Hepa Filter
- * Power Cord:10FT cord with cigarette lighter plug
- * With strong Dry /Wet suction.
- * Different colors available.
- * Product Size:36*11*11CM





600A

18000mAh

JUMP STARTER

1. Car Start-up
2. Charge for PDA, cellphone, Ipad, PSP, MP3/MP4, 2 USB ports
3. Portable illumination, SOS
4. Size: 160*75*35mm;
5. Weight: 500g
6. Output: 5V/2.1A, 5V/1A;
7. Input: 12V/1A; 5V/2A
8. Starting current: 400A
9. Peak Current: 600A
10. Capability: 18000mAh

309012



1000A

20000mAh

JUMP STARTER

1. High Capacity: 20000mAh
2. Peak Current : 1000A
3. Jumpstart 12V Diesel up to 8.0L | Gasoline: Fully support
4. Support up to 180W DC power For Car Kits
5. USB 5V/3.1A for mobile phones
6. Ultra bright torch/blink/SOS
7. Weight 640g, Light Weight to carry
8. Equipped with Smart Clamps with Mistake proof including: Shortcircuit, Reverse polarities proof etc.

309014



0-6.85bar

**DIGITAL TIRE PRESSURE GAUGE**Pressure range: 0-100psi, 0-6.85bar, 0-690kpa, 0-7.00kgf/cm²Pressure unit: psi, bar, kpa, kgf/cm² (optional)Resolution: 0.5psi/0.05bar/5kpa/0.05kgf/cm²

Back-Lit LCD and light on gauge's head for easy use in dark condition

Power: CR2032 3V lithium coin cell, 3xAG13 battery


On/off key

Auto shut off

Accuracy: ± 1.5 psi F.S.

Product size: 13.8 x 5.6 x 3.1cm

Net weight: 56g



0-6.85bar

**DIGITAL TIRE PRESSURE GAUGE**Pressure range: 0-100psi, 0-6.85bar, 0-690kpa, 0-7.00kgf/cm²Pressure unit: psi, bar, kpa, kgf/cm² (optional)Resolution: 0.5psi/0.05bar/5kpa/0.05kgf/cm²

Power: CR2032 3V lithium coin cell

On/off key

Auto shut off

Accuracy: ± 1.5 psi F.S.

Product size: 14.5 x 3.6 x 3cm

Net weight: 45g

Each in sliding blister



0-6.85bar

**DIGITAL TIRE PRESSURE GAUGE**Pressure range: 0-100psi, 0-6.85bar, 0-690kpa, 0-7.00kgf/cm²Pressure unit: psi, bar, kpa, kgf/cm² (optional)Resolution: 0.5psi/0.05bar/5kpa/0.05kgf/cm²

Back-Lit LCD and light on gauge's head for easy use in dark condition

Power: CR2032 3V lithium coin cell, 3xAG13 battery

On/off key

Auto shut off

Accuracy: ± 1.5 psi F.S.

Product size: 10.8 x 4.5 x 2.55cm

Net weight: 49g

Each in sliding blister



CAR TOOLS

JACKS

ANMA®

1000-2000KGS



SCISSOR JACK
GS-TUV approved
1000-2000KGS



2-50T



BOTTLE JACK
GS-TUV approved
2-50T



HYDRAULIC TROLLEY JACK
GS-TUV approved
1000-2000KGS



CAR TOOLS

JACK STAND/CROSS WRENCH

ANMA®

2000KG



JACK STAND

GS-TUV approved
2-12T

1pc



max
370mm
|
min
240mm




HEAVY DUTY UNIVERSAL LUG WRENCH

4-Way Cross Wrench
702001
Material: 45# steel
17-19-21-23mm



17-19-21-23MM




CAR FOLDING CROSS WRENCH

The folding rugged design
is specially made which is
capable of Folding for easy
storage, simple and has
instinctual applications. It
is a compact tool and can
be easily accessible
702002
Material: 45# steel
17-19-21-23mm



17-19-21-23MM



CAR TOOLS


TIRE REPAIR TOOL KIT

ANMA®

703002



TIRE REPAIR TOOL KIT
1PC T-type Tire Repair Screw
1PC T-type Tire Repair Needle
3PC 6*100mm Rubber strip
1PC 12g Glue



703005



TIRE REPAIR TOOL KIT
1PC GUN-TYPE TIRE REPAIR SCREW
1PC GUN-TYPE TIRE REPAIR NEEDLE
5PC 6*100MM RUBBER STRIP
1PC 12G GLUE



703011



TIRE REPAIR TOOL KIT
1PC ZINC ALLOY T-SHAPED HEXAGONAL ROD
1PC ZINC ALLOY T-SHAPED NEEDLE WITH BAFFLE
20PC 6*100MM RUBBER STRIP
1PC LUBRICANT OIL
1PC ALLEN WRENCH
1PC BLOW BOX



703012



TIRE REPAIR TOOL KIT
1PC Gun-type Tire Repair Screw
1PC Gun-type Tire Repair Needle
10PC 6*100mm Rubber strip
1PC 12g Glue
1PC Plastic Box



CAR MIRRORS

BLIND SPOT MIRROR



703002

CAR BLIND SPOT MIRROR

Size: 2"/3"/4"

Material: aluminum+glass



501005

CAR BLIND SPOT MIRROR ADJUSTABLE

SIZE: 1.5"

MATERIAL: ABS+GLASS



501008

D TYPE CAR BLIND SPOT MIRROR ADJUSTABLE

SIZE: 2"

MATERIAL: ALUMINUM+GLASS



703012

CAR BLIND SPOT MIRROR

SIZE: 85*66MM

MATERIAL: ABS+GLASS



CAR MIRRORS

INTERIOR MIRROR


ANMA®



504282

INTERIOR MIRROR

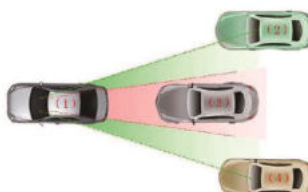
size:300*70mm
ABS+GLASS
300MM,FLAT



504271

INTERIOR MIRROR

SIZE:270*65MM
ABS+GLASS
270MM CURVY DIAMOND



504313

INTERIOR MIRROR

SIZE:270*65MM
ABS+GLASS
270MM CURVY



504318

INTERIOR MIRROR

SIZE:270*75MM
ABS+GLASS
270MM CURVY DIAMOND




CAR MIRRORS

BABY MIRROR

ANMA®

CAR BABY MIRROR

With a remarkable view, you can see your rear-facing baby carefully and she/he can see you clearly too
new ABS+Acrylic



CAR MIRRORS

UTV MIRROR




3*18 INCH

UTV INTERIOR MIRROR CURVATURE: 180°

Easily adjustable mirror, fits stock and aftermarket roll cages

Model No.: 505002

Size: 3"x18"



7.5*5.5 INCH

GOLF CART REARVIEW MIRROR CHROMING 3MM MIRROR

This mirror is applied via two self-tapping screws. Easy installation with the two self tapping screws. Glass front with black plastic backing. Metal bracket to attach the mirror to the cart

Model No.: 505002

Package: white box



5 PANEL

5 PANEL WINK MIRROR

Increase your side and rear vision with Super ATV's 5 panel, wide angle rear view mirror. Adjust them at different angles and you'll have an extremely wide viewing area to see and avoid debris and other obstacles while blazing the trails

Model No.: 505007



4.25*7.75 INCH

UTV REAR VIEW MIRROR

UTV universal side mirror and rear mirror combo package provides a wide viewing range and image stabilization when operating your UTV

Model No.: 505009

Mirror size: 4.25"x7.75"



CAR CARE ITEMS

WASHING CLOTH

ANMA®



23*16CM

WASHING TOWEL GLOVE

MATERIAL: CORAL VELVET 50G

SIZE L*W: 23*16CM

Package: OPP BAG + COLOR CARD

120pcs/ctn

Color: Blue/Red/Green/Yellow/Grey/Orange

903009	ORANGE
903009	GREY
903009	YELLOW
903009	GREEN
903009	BLUE
903009	RED



25*17CM

WASHING TOWEL GLOVE

MATERIAL: CHENILLE 93G

SIZE L*W: 25*17CM

Package: OPP BAG + COLOR CARD

90pcs/ctn

Color: Blue/Red/Green/Yellow/Grey/Orange

903012	ORANGE
903012	GREY
903012	YELLOW
903012	GREEN
903012	BLUE
903012	RED



40*35CM

WASHING TOWEL GLOVE

MATERIAL: TOWELING CLOTH 90G

SIZE L*W: 40*35CM

Package: OPP BAG + COLOR CARD

150pcs/ctn

Color: Blue/Red/Green/Yellow/Grey/Orange

903041	ORANGE
903041	GREY
903041	YELLOW
903041	GREEN
903041	BLUE
903041	RED



CAR CARE ITEMS

WASHING CLOTH



60*30CM

WASHING TOWEL GLOVE

MATERIAL: CHENILLE, TOWELING CLOTH 140G


SIZE L*W: 60*30CM

Package: OPP BAG + COLOR CARD

80pcs/ctn

Color: Blue/Red/Green/Yellow/Grey/Orange

903045	ORANGE
903045	GREY
903045	YELLOW
903045	GREEN
903045	BLUE
903045	RED



40*35CM

WASHING TOWEL GLOVE

MATERIAL: TOWELING CLOTH 32G

SIZE L*W: 40*35CM

Package: OPP BAG + COLOR CARD

200pcs/ctn

Color: Blue/Red/Green/Yellow/Grey/Orange

903060	ORANGE
903060	GREY
903060	YELLOW
903060	GREEN
903060	BLUE
903060	RED



63*44CM

WASHING TOWEL GLOVE

MATERIAL: PVA 150G

SIZE L*W: 63*44CM

Package: PLASTIC BOX

48pcs/ctn

Color: Blue/Red/Green/Yellow/Grey/Orange

903072	ORANGE
903072	GREY
903072	YELLOW
903072	GREEN
903072	BLUE
903072	RED





6W

**PEN WORK LIGHT**

Material :ABS

Weight :36.2g

Product size:170*18*33mm

Battery type:3xAAA (not included)

LUMEN:6*SMD +1led

- 1.1 led in the top
2. strong magnets base allows you to stick it to any metallic surface
3. With hook to hang your light anywhere you want
4. It is the first choice for working at night or camping outdoor



3W

**PEN WORK LIGHT**

3AAA Battery Operated Mini 3W COB LED

Flexible Magnet Working Light

Product name:COB Working Light

Material :ABS

Weight :105g

Product size:46mm(diameter)x165(H) could extend to 225mm)

Battery type:4xAAA batteries

Lifetime :100.000hours

lumen:120lm



3W

**PEN WORK LIGHT**

3AAA Battery Operated Mini 3W COB LED

Flexible Magnet Working Light

Product name:COB Working Light

Material :ABS

Weight :105g

Product size:40mm(diameter)x147(H) could extend to 207mm)

Battery type:4xAAA batteries (not included)

Lifetime :100.000hours

lumen:120lm COB,60LUMEN head



3W

**PEN WORK LIGHT**

Product name:pen work light

Material :ABS PC TPR

Weight :131.8g

Product size:155x40x20

Battery type:2*14500 LI-ION battery (1200MAH included)

lumen:170lm



HALOGEN BULBS



WHAT ARE HALOGEN HEADLIGHTS?

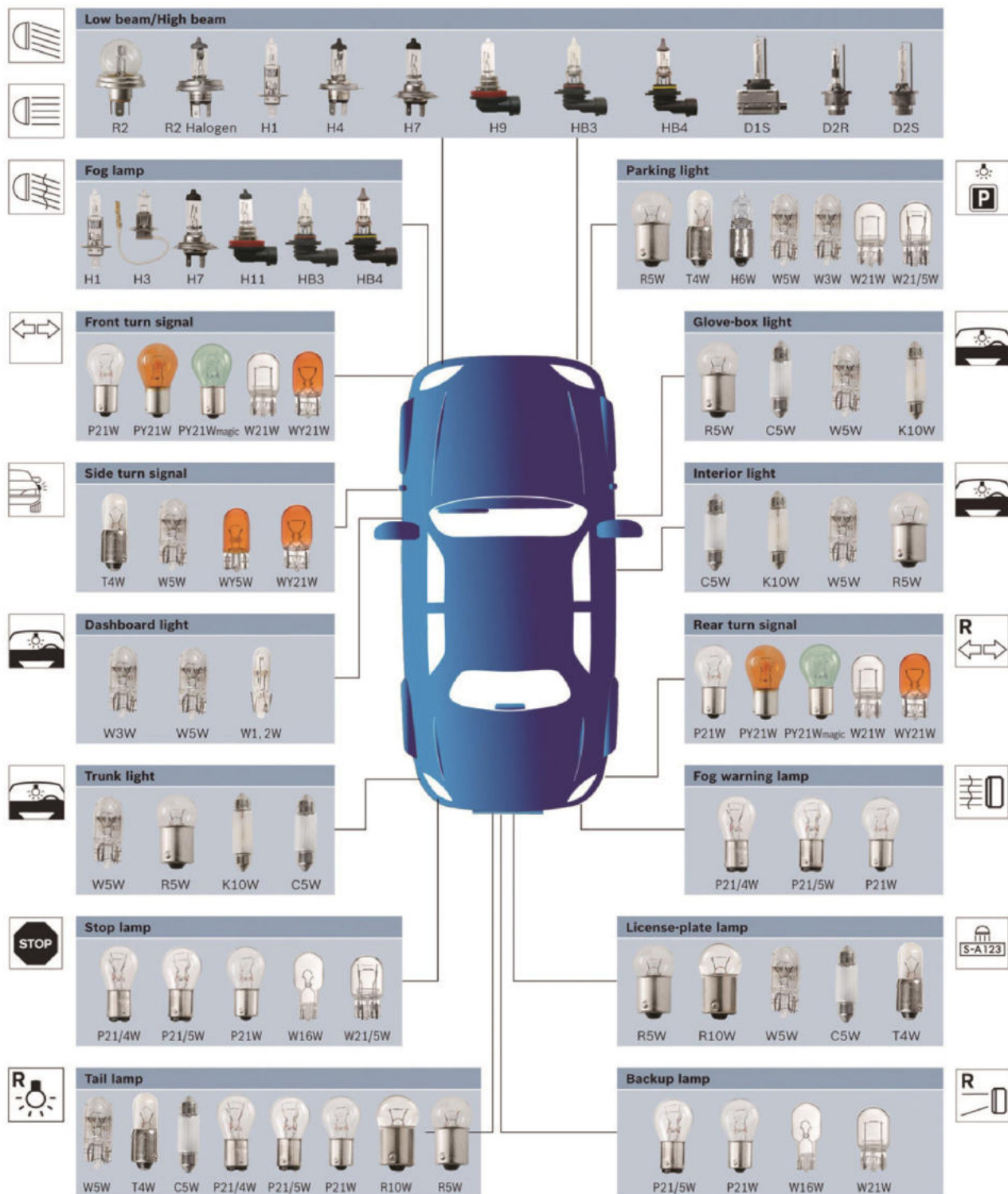
Halogen headlights can be found on approximately 80% of the cars on the road today, making them the most common type of headlights currently available. They offer many advantages: they're cheap to manufacture, easy to replace, give a bright, yellow-white light and last up to 1,000 hours.

HOW DO THEY WORK?

A halogen headlight consists of a thin tungsten filament surrounded by a halogen gas in a glass filament capsule which is extremely resistant to high temperatures. It works by sending electricity through the tungsten filament inside the glass capsule. The electrical current heats up the tungsten to approximately 2,500° Celsius and it starts to glow (incandescent process). The bulb uses an inert gas and a small amount of a halogen such as iodine or bromine.


CAR LIGHTING

HALOGEN BULBS



CAR LIGHTING

LED TRUCK SIDE LIGHT



LED TRUCK SIDE LIGHT

LED Bulb Qty: 6pcs
Size: 10*2.1*1.1cm
Net Weight: 11g
Material: ABS
Voltage: 12/24V
Cable Size: 15cm
Color: RED,BLUE,WHITE,YELLOW, GREEN

CD-88803



LED TRUCK SIDE LIGHT

LED Bulb Qty: 9pcs
Size: 10*1.5*1cm
Net Weight: 9.5g
Material: ABS
Voltage: 12/24V
Cable Size: 15cm
Color: RED,BLUE,WHITE,YELLOW, GREEN

CD-88804



LED TRUCK SIDE LIGHT

LED Bulb Qty: 12pcs
Size: 17.2*2.1*1.2cm
Net Weight: 19.5g
Material: ABS
Voltage: 12/24V
Cable Size: 20cm
Color: RED,BLUE,WHITE,YELLOW, GREEN

CD-88805



LED TRUCK SIDE LIGHT

LED Bulb Qty: 6pcs
Size: 8.5*6.2*4cm
Net Weight: 43g
Material: ABS
Voltage: 12/24V
Cable Size: 20cm
Color: RED,BLUE,WHITE,YELLOW, GREEN

CD-88806



LED TRUCK SIDE LIGHT

LED Bulb Qty: 12pcs
Size: 12*5.4*2.2cm
Net Weight: 39.5g
Material: ABS
Voltage: 12/24V
Cable Size: 20cm
Color: RED,BLUE,WHITE,YELLOW, GREEN

CD-88807



LED TRUCK SIDE LIGHT

LED Bulb Qty: 1pcs
Size: 7.5*3*3.2cm
Net Weight: 21g
Material: ABS
Voltage: 12/24V
Cable Size: 20cm
Single color

CD-88808



LED TRUCK SIDE LIGHT

LED Bulb Qty: 1pcs
Size: 8.4*4.2*3.5cm
Net Weight: 25g
Material: ABS
Voltage: 12/24V
Cable Size: 20cm
Single color

CD-88809



LED TRUCK SIDE LIGHT

LED Bulb Qty: 1pcs
Size: 11*4.5*3.2cm
Net Weight: 34.5g
Material: ABS
Voltage: 12/24V
Cable Size: 20cm
Single color

CD-88810



LED TRUCK SIDE LIGHT

LED Bulb Qty: 1pcs
Size: 6.2*5.3*5.1cm
Net Weight: 3g
Material: ABS+Rubber
Voltage: 12/24V
Cable Size: 10cm
Color: Red&Yellow, Red&White

CD-88811

CAR LIGHTING

LED HEAD LIGHT

ANMA[®]



C6



24W LED HEAD LIGHT
 one light silver color
 Color Temperature: 3000K-10000K
 Voltage: 12V-24V
 Rated Power: 26W
 Lumen: 3600LM
 Working temperature: -30°C-+100°C
 Cooling method: all aluminum surface cooling
 Material: aluminum
 Working time: ≥30000 hours
 Single bulb: H1, H3, H7, H8, H11, 9005, 9006, 880, 881, H16...
 Double bulb: 9004, 9007, H4, H13



COMBO BEAM



Adjustable bracket



LED WORKING LIGHT

EMERGENCY ITEMS

BOOSTER CABLE

ANMA®

AUTOMOTIVE BOOSTER CABLE

Material: CCA&PVC

Diameter: 10mm²(0.3*142) *OD8.5mm

Length: 2.5m



10mm²



AUTOMOTIVE BOOSTER CABLE

Material: CCA&PVC

Diameter: 16mm²(0.3*226) *OD9mm

Length: 3.0m



16mm²



EMERGENCY ITEMS

BOOSTER CABLE

ANMA®

AUTOMOTIVE BOOSTER CABLE

Material: CCA&PVC

Diameter: 25mm²(0.3*353) *OD10.5mm

Length: 3.0m



25mm²



AUTOMOTIVE BOOSTER CABLE

Material: CCA&PVC

Diameter: 35mm²(0.3*495) *OD11.8mm

Length: 3.5m



35mm²



EMERGENCY ITEMS

RATCHET TIE DOWN

ANMA®



polypropylene fiber

1PC RATCHET STRAPS

Material: polypropylene fiber

Size: 2.5cm*5m

Breaking force: 300KGS

Package: double blister/plastic bracket

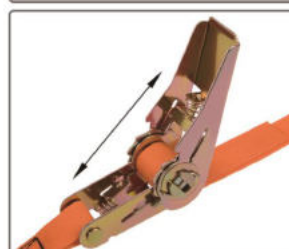
605002



Step 1: Thread straps through bottom.



Step 2: Thread straps through slot in center spool. Pull straps through, removing the slack.



Step 3: Push down and pull up the handle to work the ratchet until strap is securely tight.



Step 4: Finish.



polyester fiber

2PCS RATCHET STRAPS

S type hook

Material: polyester fiber

Size: 2.5cm*5m

Breaking force: 500KGS

Package: double blister/plastic bracket


605009



EMERGENCY ITEMS

RATCHET TIE DOWN

ANMA®



4PCS RATCHET STRAPS

S type hook



Material: polyester fiber

Size: 2.5cm*5m

Breaking force: 700KGS

Package: double blister/plastic bracket

605011



1PC RATCHET STRAPS

Double J type hook

Material: polyester fiber

Size: 3.8cm*6m

Breaking force: 2000KGS

Package: double blister/plastic bracket

605016



EMERGENCY ITEMS

TOW ROPE

ANMA®



604001

TOW ROPE

1.5T	3.0M,PP40G/M, C-TYPE HOOK 125G
2.0T	3.5M,PP50G/M, C-TYPE HOOK 140G
3.0T	3.5M,PP60G/M, C-TYPE HOOK 165G
3.5T	3.5M,PE55G/M, C-TYPE HOOK 165G
4.0T	3.5M,PE65G/M, C-TYPE HOOK 180G
5.0T	3.5M,PE75G/M, C-TYPE HOOK 230G



604002

TOW ROPE

1.5T	3.0M,PP40G/M, C-TYPE HOOK 125G
2.0T	3.5M,PP50G/M, C-TYPE HOOK 140G
3.0T	3.5M,PP60G/M, C-TYPE HOOK 165G
3.5T	3.5M,PE55G/M, C-TYPE HOOK 165G
4.0T	3.5M,PE65G/M, C-TYPE HOOK 180G
5.0T	3.5M,PE75G/M, C-TYPE HOOK 230G



604006

TOW ROPE

1.5T	HOOK:160G 4M*(6MM+2MM PVC)
2T	HOOK:180G 4M*(8MM+2MM PVC)
3T	HOOK:230G 4M*(10MM+2MM PVC)
5T	HOOK:280G 4M*(10MM+2MM PVC)
7T	HOOK:320G 4M*(12MM+2MM PVC)



604007

ELASTIC TOW ROPE

2"X15" PULL: ≤ 6000LBS



EMERGENCY ITEMS

SNOW CHAINS



KNS 9MM PASSENGER CAR SNOW CHAINS



- Diamond pattern design, wire of cross chains: 3.0x2.5mm
- Unique "D" type square link design, gaining excellent traction
- 9mm projection for limited clearance applications, recommended for passenger vehicles, SAE class: "S"
- Zinc electro galvanizing, antirust and attractive
- Flexible steel cable covered with plastic sheath
- Very easy installation, mounting without moving or lifting the car
- Includes gloves, repair links and mounting instructions
- 1 pair per nylon pack or plastic case, 5pairs/ctn/0.03cbm
- Certifications: O-Norm V 5117, TUV/GS

30 MPH—Max. Chain Life
40 MPH—57% Chain Life
50 MPH—30% Chain Life

KNS
9mm



QUICK AND EASY FITTING



PUTTING ON SNOW CHAINS IN 10 STEPS

1. Pull over to a safe place to put on the snow chains.
2. Hold the chains up and make sure chains hang freely
3. Slide the chains behind the driving wheels of your Spaceship. The coloured washers need to be at the front of the tyre.
4. Locate the hook and chain.
5. Connect the hook and chain at the top rear of the tyre.
6. Start rotating both side hoops together anti-clockwise (left) around the wheel until the black band is at the top.
7. Pull the side hoop with the black band forward. Centre the chains around the wheel.
8. Start securing the chains around the wheel.
9. Secure the large hook through one of the links to the side loop.
10. Move the vehicle forward (1 to 2 car lengths) and re-adjust the chains until they are tight. How tight? Very tight. Your fingers shouldn't be able to get between the chain and the wheel.



EMERGENCY ITEMS

SNOW CHAINS

ANMA®

KN 12MM PASSENGER CAR SNOW CHAINS


- Diamond pattern design, wire of cross chains: 3.5x3.5mm
- Unique "D" type square link design, gaining excellent traction
- 12mm projection for limited clearance applications, recommended for passenger vehicles, SAE class: "S"
- Zinc electro galvanizing, antirust and attractive
- Flexible steel cable covered with plastic sheath
- Very easy installation, mounting without moving or lifting the car
- Includes gloves, repair links and mounting instructions
- 1 pair per nylon pack or plastic case, 5 pairs/ctn/0.03cbm
- Certifications: O-Norm V 5117, TUV/GS

30 MPH—Max. Chain Life
40 MPH—57% Chain Life
50 MPH—30% Chain Life

**KN
12mm**



QUICK AND EASY FITTING



PUTTING ON SNOW CHAINS IN 10 STEPS

1. Pull over to a safe place to put on the snow chains.
2. Hold the chains up and make sure chains hang freely
3. Slide the chains behind the driving wheels of your Spaceship. The coloured washers need to be at the front of the tyre.
4. Locate the hook and chain.
5. Connect the hook and chain at the top rear of the tyre.
6. Start rotating both side hoops together anti-clockwise (left) around the wheel until the black band is at the top.
7. Pull the side hoop with the black band forward. Centre the chains around the wheel.
8. Start securing the chains around the wheel.
9. Secure the large hook through one of the links to the side loop.
10. Move the vehicle forward (1 to 2 car lengths) and re-adjust the chains until they are tight. How tight? Very tight. Your fingers shouldn't be able to get between the chain and the wheel.

TÜV
AUSTRIA
TÜV AUSTRIA SERVICES GMBH

GS
geprüfte
Sicherheit

V 5117
GEPRÜFT

EMERGENCY ITEMS

SNOW CHAINS



Fitting guide

DIMENSION GROUP	WHEEL 10"	WHEEL 12"	WHEEL 13"	WHEEL 14"	WHEEL 15"	WHEEL 16"	WHEEL 17"	WHEEL 18"	WHEEL 19"	WHEEL 20"		
GROUP 20	155/80 165/70	130/80 135/80 140 140/70 145/70 145/80 150 155/70 165/60	135/70 135/80 145/60 145/65 145/70 155/60 155/65 165/55 165/60 175/50									
GROUP 30		155/80 165/70 175/70	145/80 155/70 165/65 175/60 185/55	135/80 145/70 155/60 155/65 165/55 175/50	135/70 145/65 165/50							
GROUP 40			155/80 165/70 175/65 185/60 195/55	145 145/80 155/70 165/60 165/65 175/60 185/55	125 135 165/55 175/50							
GROUP 50			165/80 170 175/70 185/65 195/60	155 155/80 165/70 175/65 185/60 195/55	145 145/80 155/65 155/70 165/60 170/60 175/55 195/45							
GROUP 60			175/80 185/70 195/65 205/60	165 165/75 165/80 175/70 185/65 190/60 195/60 205/55	155 165/65 165/70 175/60 175/65 185/55 185/60 195/50	175/55 185/50 195/45						
GROUP 70			185/80 195/70 205/65	175/75 175/80 185/70 195/65 205/60	165 175/70 185/65 195/55 196/60 205/50 205/55 215/50	175/60 185/55 195/50 205/45 215/40	195/45 205/40					
GROUP 80			205/70	185/80 195/70 205/65 225/55	175/80 185/70 195/65 205/60 225/50	195/55 195/60 195/65 205/60 215/45	205/45 215/40	205/40				
GROUP 90				195/75 195/80 205/70 225/60	180 185 195/70 205/65 215/60 225/55	195/65 205/55 205/60 215/50 225/45	205/50 215/45 235/40	205/45 215/40 235/30				
GROUP 100				205/80 215 215/70 225/70 235/60	195/75 195/80 205/70 215/65 215/70 225/60 225/65 235/55 235/60 255/45	205/65 215/55 215/60 225/50 225/55 235/50 245/45	205/55 215/50 225/45 225/50 235/45 245/40	215/45 225/40 225/45 235/40 245/35				
GROUP 110					235/60	215/60 225/55 235/55 245/50	235/45 235/50	235/40 235/45	225/40			
GROUP 120						215/65 225/60	215/55 215/60 225/55 235/50 245/45 255/40 265/40	215/55 235/45 245/40 255/35	225/40 235/40 245/35 255/30			
GROUP 130					235/70	225/70 235/60 245/55	225/60 225/65 235/55 255/45 275/40	225/50 235/50 245/45 255/40 255/45 275/35 295/30	235/45 245/40 255/35 255/40 275/30 275/35	245/35 255/35 265/30		
GROUP 140						235/70	225/65 235/60 245/55	225/50 235/55 245/50	225/55 245/44	225/40 265/30 285/30		

EMERGENCY ITEMS

SAFETY VEST/WARNING TRIANGLE

ANMA®



SAFETY ON ROAD



E-mark

SAFETY VEST

Function: traffice and daily safety
Material: 100% polyester 120gsm knitting
or woven mesh
Size: 67*65 cm or customized
Tape: 5cm width high visibility reflective tape
Color: fluorescent yellow/orange/others

606001



WARNING TRIANGLE

Material: GPPS+HIPS
Size: 43*43*43cm
Package: plastic box
E-mark

608004

EMERGENCY ITEMS

EMERGENCY ROADSIDE KIT

ANMA®



EMERGENCY ROADSIDE KIT

- 1pc triangle bag with reflective stripe:420D
- 1pc torch with magnet
- 1pc tire pressure gauge
- 1pc booster cable:200A, O.D.7.5,2m
- 1pc sharp-nose plier:6"
- 1pc warning triangle: 33cm side.
- 6pcs tire repair tools
- 2pcs screwdriver
- 1pair gloves: cotton fabric
- 1pc electrical tape: 5 yard length



EMERGENCY ROADSIDE KIT

- 1pc carry bag
- 1pc tire repair tool kits
- 1pc Booster cable: 4mm2,200A,with CE cert
- 1pc towing rope: 500kg break pull capacity,5cm,3.8m
- 1pc water bag
- 1pair gloves: cotton fabric,36g
- 1pc reflective vest
- 1pc air compressor
- 2pc screwdrivers
- 1pc emergency hammer:with CE cert
- 8pc electrical fuse wire
- 1pc utility knife
- 1pc rain coat
- 1pc electrical tape: width: 4.8 cm, length:7 yard
- 10pc cable ties: width: 0.25 cm, length: 20 cm

DIY
Your Kit



4X4/REFITMENT

CARGO CARRIER

ANMA[®]

ALUMINUM CAR ROOF CARGO CARRIER




MAX LOAD 200KGS




Weight capacity: 150lbs
Fold size: 50"x 38"x5" (L x W x H)
Large enough for carrying extra luggage you don't want in your vehicle
Used for store extra luggage
Weight: 20 lbs., material: Aluminum



**RACING SEAT**

- *PVC Material
- *Steel Seat Frame
- *Memory Foam
- *With Single Adjustor & Single
- *n.w.:15kgs, g.w.16kgs

805041	BLACK
805041	GREY
805041	BRIGE
805041	BROWN

**RACING SEAT**

- *PU Material
- *Steel Seat Frame
- *Memory Foam
- *With Single Adjustor & Single Slider
- *N.W.:15kgs, G.W.:16kgs


103323-2	RED
103323-3	YELLOW
103323-4	BLUE
103323-3	ORANGE
103323-4	WHITE



4X4/REFITMENT

RACING SEAT


ANMA®



RACING SEAT

- *Fabric Material
- *STEEL SEAT FRAME
- *MEMORY FOAM
- *WITH SINGLE ADJUSTOR & SINGLE SLIDER
- *N.W.:15KGS, G.W.16KGS


103322-2	BLUE
103322-3	GREY
103322-4	RED



RACING SEAT

- *PVC Material
- *STEEL SEAT FRAME
- *MEMORY FOAM,
- *WITH SINGLE ADJUSTOR & SINGLE SLIDER
- *RACING SEAT: MAX WIDTH OF SEAT BACK IS 22.45 INCH, HEIGHT OF SEAT BACK IS 34.65 INCH, MAX WIDTH OF SEAT CUSHION IS 20.87 INCH,
- *N.W.:15KGS, G.W.16KGS

103323-2	RED
103323-3	GREY
103323-4	BLUE
103323-3	WHITE
103323-4	YELLOW





812009

REAR TOW HOOK SET

Size: 30*20*3cm

Color: Red, blue, black, gold, purple, silver, neo chorme



815003

LICENSE PLATE BRACKET

COLOR: RED, BLUE, GREEN, PURPLE, WHITE, GRAY, BLACK, NEO CHORME



815016

WHEEL LUG NUTS

20PCS/SET

COLOR: RED, BLUE, BLACK, GOLD, PURPLE, SILVER, GREEN, NEO CHORME



815101

FENDER WASHER

10PCS X M6X20MM STEEL BOLTS

10X ANODIZED WASHERS

COLOR: RED, BLUE, BLACK, GOLD, PURPLE, SILVER, GREEN, NEO CHORME



4X4/REFITMENT

CAR WINCH

ANMA®




CAR WINCH



MODEL	RATED LINE PULL	VOLT
807101	2000lbs (907kgs)	12V / 24V Option
807102	2500lbs (1134kgs)	12V / 24V Option
807103	3000lbs (1361kgs)	12V / 24V Option
807104	3500lbs (1588kgs)	12V / 24V Option
807105	5000lbs (2268kgs)	12V / 24V Option
807106	6000lbs (2722kgs)	12V / 24V Option
807107	7000lbs (3175kgs)	12V / 24V Option
807108	8000lbs (3629kgs)	12V / 24V Option
807109	9000lbs (4082kgs)	12V / 24V Option
807110	9500lbs (4309kgs)	12V / 24V Option
807111	10000lbs (4536kgs)	12V / 24V Option
807112	12000lbs (5443kgs)	12V / 24V Option
807113	15000lbs (6804kgs)	12V / 24V Option





SHANGHAI ANMA INDUSTRY CO.,LTD

T. +86(21)64614181 E. anma@anma.cn +86 134 7286 8686

www.anma.cn